



District Report Card: 2017


State: Telangana	District: Rajanna
Class: 5	Subject: Language
Schools: 59	Students: 985


Participation/Coverage


Students

 GENDER	Boys		Girls	
	Number	%	Number	%
	416	42.23	569	57.77

 AREA	Rural		Urban	
	Number	%	Number	%
	853	86.60	132	13.40

 CATEGORY	SC		ST		OBC		GEN	
	Number	%	Number	%	Number	%	Number	%
	231	23.45	92	9.34	632	64.16	30	3.05

 CWSN	LD	VI	HI	S&LD	ID	Oth
	2	0	2	2	0	2

 Management	Government		Government-aided	
	Number	%	Number	%
	985	100.00	0	0.00

Average Performance of Students in Language (%)

Overall	Gender		Area		Management		Social Group			
	Male	Female	Rural	Urban	Govt.	Aided	SC	ST	OBC	GEN
58.43	59.65	57.54	59.18	53.59	58.43	0.00	53.88	44.20	62.23	57.11

Performance on Learning Outcomes (LOs)

Learning Outcomes	Description	Average Performance(%)
L504	Reads and comprehends independently storybooks, news items/ headlines, advertisements etc.	58.31
L508	Reads text with comprehension, locates details and sequence of events	58.49

Range of Performance of Students who Answered Correctly							
Below 30%		30% - 50%		50% - 75%		Above 75%	
Number	%	Number	%	Number	%	Number	%
113	11.47	258	26.19	360	36.55	254	25.79

Lowest Performing Learning Outcomes (LOs)

- 1 - Reads and comprehends independently storybooks, news items/ headlines, advertisements etc. (58.31)
- 2 - Reads text with comprehension, locates details and sequence of events (58.49)